

VDS 200Q SERIES

4-QUADRANT VOLTAGE DROP SIMULATOR - BATTERY SIMULATOR AND DC VOLTAGE SOURCE



FOR TESTS ACCORDING TO ...

- › LV 124
- › LV 148
- › Audi (Reference vehicles)
- › BMW - (Airbag ECU)
- › BMW 600 13.0 (Part 1)
- › BMW 600 13.0 (Part 2)
- › BMW GS 95002 (2010)
- › BMW GS 95003-2
- › BMW GS 95024-2-1
- › ISO 21848:2005
- › ISO 16750-2
- › ISO 7637-2:2004
- › ISO 7637-2:2011
- › MBN LV 124-1
- › SAE J1113-11
- › VW 80000




VDS 200Q - FOUR QUADRANT BATTERY SUPPLY SIMULATOR AND DC VOLTAGE SOURCE

The VDS 200Q series is used to simulate the various battery supply waveforms recommended by international standards and by car manufacturer requirements. Especially the manufacturer requirements are an important area covered by the VDS 200Q series as there is a large variety of requirements. Secondly, the VDS 200Q series serve as powerful DC voltage supplies for the DUT during the tests with automotive transients. The VDS 200Q series covers all three supply voltage categories (48 V, 24 V and 12 V). Their current capability ranges up to 100 A or more depending on the model and your application.

HIGHLIGHTS

- › Voltage up to 60 V, 2 ranges
- › 80 V Extended Option
- › Current up to 200 A (600 A peak)
- › Four quadrant, bipolar amplifier
- › Fast step response time
- › Very Low Ri: <10 mOhm (Programmable 10 - 200 mOhm Optional)
- › High Bandwidth up to 250 kHz

APPLICATION AREAS

-  AUTOMOTIVE
-  MILITARY
-  AVIONICS

TECHNICAL DETAILS

MODEL OVERVIEW

AVAILABLE VDS 200Q-MODELS	
VDS 200Q10	Voltage Drop Simulator, 60 V / 10 A
VDS 200Q25	Voltage Drop Simulator, 60 V / 25 A
VDS 200Q25.1	Voltage Drop Simulator, 60 V / 25 A, 77 V / 20 A extended
VDS 200Q50	Voltage Drop Simulator, 60 V / 50 A
VDS 200Q50.1	Voltage Drop Simulator, 60 V / 50 A, 77 V / 40 A extended
VDS 200Q100.2	Voltage Drop Simulator, 60 V / 100 A, 80 V / 80 A extended
VDS 200Q150.2	Voltage Drop Simulator, 60 V / 150 A, 80 V / 120 A extended
VDS 200Q200.2	Voltage Drop Simulator, 60 V / 200 A, 80 V / 160 A extended

TECHNICAL DETAILS

VDS 200Q10	
Output Range	-60 V - +60 V
Output current	0 A - 10 A, continuous
Bandwidth (-3dB)	DC - 180 kHz full signal
Supply Voltage	1-phase 100/120/230 V ±10%, L, N, PE
Dimensions	19"/6 HU
Weight	37 kg

VDS 200Q25	
Output Range	-15 V - +60 V
Output Current	0 A - 25 A, continuous
Peak current	75 A for 200 ms
Bandwidth (-3dB)	DC - 150 kHz full signal
Supply Voltage	1-phase 100/120/230 V ±10%, L, N, PE
Dimensions	19"/25 HU*)
Weight	230 kg

VDS 200Q25.1	
Output Range	-20 V to +77 V
Output Current	0 A - 25 A, continuous
Peak current	75 A for 200 ms
Bandwidth	DC - 150 kHz full signal
Extended Envelope	-20 V - +77 V (20 A max.), 150 - 250 kHz (40 Vpp max.)
Supply Voltage	1-phase 100/120/230 V ±10%, L, N, PE
Dimensions	19"/25 HU*)
Weight	230 kg

TECHNICAL DETAILS

TECHNICAL DETAILS

VDS 200Q50	
Output Range	-15 V - +60 V
Output Current	0 A - 50 A, continuous
Peak current	150 A for 200 ms
Bandwidth (-3dB)	DC - 150 kHz full signal
Supply Voltage	3-phase 200/400 V \pm 10%, L1, L2, L3, PE
Dimensions	19"/25 HU*)
Weight	275 kg

VDS 200Q50.1	
Output Range	-20 V to +77 V
Output Current	0 A - 50 A, continuous
Peak current	150 A for 200 ms
Bandwidth	DC - 150 kHz full signal
Extended Envelope	-20 V - +77 V (40 A max.), 150 - 250 kHz (40 Vpp max.)
Supply Voltage	3-phase 200/400 V \pm 10%, L1, L2, L3, PE
Dimensions	19"/25 HU*)
Weight	275 kg

VDS 200Q100.2	
Output Range	-20 V to +80 V
Output Current	0 A - 100 A, continuous
Peak Current	300 A for 200 ms
Bandwidth	DC - 150 kHz full signal
Extended Envelope	-20 V - +80 V (80 A max.), 150 - 250 kHz (40 Vpp max.)
Supply Voltage	3-phase 200/400 V \pm 10%, L1, L2, L3, PE
Dimensions	19"/38 HU**)
Weight	450 kg

TECHNICAL DETAILS

VDS 200Q150.2	
Output Range	-20 V to +80 V
Output Current	A - 150 A, continuous
Peak Current	450 A for 200 ms
Bandwidth	DC - 150 kHz full signal
Extended Envelope	-20 V - +80 V (120 A max.), 150 - 250 kHz (40 Vpp max.)
Supply Voltage	3-phase 200/208 or 400 V \pm 10%, L1, L2, L3, PE
Dimensions	2 x 19"/34 HU**)
Weight	approx. 650 kg

VDS 200Q200.2	
Output Range	-20 V to +80 V
Output Current	0 A - 200 A, continuous
Peak Current	600 A for 200 ms
Bandwidth	DC - 150 kHz full signal
Extended Envelope	-20 V - +80 V (160 A max.), 150 - 250 kHz (40 Vpp max.)
Supply Voltage	3-phase 200/208 or 400 V \pm 10%, L1, L2, L3, PE connector: CEE 63 A
Dimensions	2 x 19"/34 HU**)
Weight	approx. 900 kg
	**Rack mounted, prepared to also include AutoWave

TECHNICAL DETAILS

COMMON DATA (ALL MODELS)

GENERAL

Source impedance	Zi = <10 mOhm VDS 200Qxxx.2 models Programmable <10, 10 - 200 mOhm selectable.
Operation	4 - quadrant, bipolar operation
Current limiter	3x I _{max} : allows an inrush current of three times nominal current for 200 ms before the current limiter starts 3x I _{ctrl} : allows an inrush current of three times the programmed current for 200 ms before the current limiter starts Peak OFF: no inrush current above the set current value (not available for VDS 200Q10)
Compensation	STD: DC - 40 kHz HF: DC - >=150 kHz CAP: DC - 3kHz
Recovery	>90% of excursion within 25 us
Output rise time	typ. <10 us, <3 us (high freq.)
Ripple voltage	Ur <10 mVp-p, frequency min. 400 Hz
Control	Analog In
Cooling	temperature-controlled air cooling
Protection	Thermal-Magnetic Circuit Breakers Depending on VDS 200Q model

TRIGGER

Automatic	Automatic release of the events
Manual	Manual release of a single pulse
External	External release of a single pulse

OUTPUT

DUT Supply +/-	Safety laboratory or high current connectors
Ext. trigger	5-15 V TTL, BNC connector
CRO Trigger	5 V TTL-signal for oscilloscope

INTERFACE

Interfaces	USB Ethernet (for optional AutoWave) IEEE 488, addresses 1 - 30
Remote control	To connect an external signal generator (10 kohm): -10 V - +10 V / 0 - 150 kHz (180 kHz for VDS 200Q10)

TECHNICAL DETAILS

OPERATION

TEST ROUTINES FOR ARBITRARY WAVES	
DC source	Depending on VDS 200Q model
Functions	Sine Wave Sweep Sine Wave (Cranking) Clipped Load Dump Jump Start GM 9105P Pulse 4 Drop and Jump pulse External
Standard test routines	ISO 7637, Pulses 2b and 4 ISO 16750-2
Service	Service, Setup, Self test

GENERAL DATA

OPERATING ENVIRONMENT	
Temperature	10 - 40 °C
Rel. humidity	10 - 90 %, non-condensing
Atmospheric pressure	86 kPa (860 mbar) to 106 kPa (1,060 mbar)

OPTIONS	
AutoWave	2 or 4-channel arbitrary generator for automotive test applications
PFM 200N100.1	100A PowerFail simulator for test requirements as per LV 124: E-10 and E-13 and LV 148: E48-09. Controlled by AutoWave via Framebus interface.
PFM 200N200	200A PowerFail simulator for test requirements as per LV 124: E-10 and E-13 and LV 148: E48-09. Controlled by AutoWave via Framebus interface.
iso.control	Software to control the test, including standard library, test report facility and data conversion generator

COMPETENCE WHEREVER YOU ARE



CONTACT EM TEST DIRECTLY

Switzerland

AMETEK CTS GmbH › Sternenhofstraße 15 › 4153 Reinach › Switzerland
 Phone +41 (0)61 204 41 11 › Fax +41 (0)61 204 41 00
 Internet: www.ametek-cts.com › E-mail: sales.conducted.cts@ametek.com

Germany

AMETEK CTS Europe GmbH › Customer Care Center EMEA › Lünener Straße 211
 › 59174 Kamen › Germany
 Phone +49 (0) 2307 26070-0 › Fax +49 (0) 2307 17050
 Internet: www.ametek-cts.com › E-mail: info.cts.de@ametek.com

Poland

AMETEK CTS Europe GmbH › Biuro w Polsce › ul. Twarda 44 › 00-831 Warsaw › Poland
 Phone +48 (0) 518 643 12
 Internet: www.ametek-cts.com › E-mail: Infopolska.cts@ametek.com

USA / Canada

AMETEK CTS US › 52 Mayfield Ave › Edison › NJ 08837 › USA
 Phone +1 732 417 0501
 Internet: www.ametek-cts.com › E-mail: usasales.cts@ametek.com

P.R. China

AMETEK Commercial Enterprise (Shanghai) Co. Ltd. › Beijing Branch › Western Section, 2nd floor › Jing Dong Fang Building (B10) › Chaoyang District › Beijing, China, 100015
 Phone +86 10 8526 2111 › Fax +86 (0)10 82 67 62 38
 Internet: www.ametek-cts.com › E-mail: chinasales@ametek.com

Republic of Korea

EM TEST Korea Limited › #405 › WooYeon Plaza › #986-8 › YoungDeok-dong › Giheung-gu › Yongin-si › Gyeonggi-do › Korea
 Phone +82 (31) 216 8616 › Fax +82 (31) 216 8616
 Internet: www.emtest.co.kr › E-mail: sales@emtest.co.kr

Singapore

AMETEK Singapore Pte. Ltd › No. 43 Changi South Avenue 2 › 04-01 Singapore 48164
 Internet: www.ametek-cts.com › E-mail: singaporesales.cts@ametek.com

Great Britain

AMETEK GB › 5 Ashville Way › Molly Millars Lane › Wokingham › Berkshire RG41 2 PL › Great Britain
 Phone +44 845 074 0660
 Internet: www.ametek-cts.com

Information about scope of delivery, visual design and technical data correspond with the state of development at time of release. Subject to change without further notice.