

VDS 200N SERIES

VOLTAGE DROP SIMULATOR - BATTERY SUPPLY SIMULATION AND DC VOLTAGE SOURCE



FOR TESTS ACCORDING TO ...

- › Audi (Reference vehicles)
- › BMW - (Airbag ECU)
- › BMW 600 13.0 (Part 1)
- › BMW 600 13.0 (Part 2)
- › BMW GS 95002 (1999)
- › BMW GS 95002 (2001)
- › BMW GS 95003-2
- › BMW GS 95024-2-1
- › Case New Holland ENS0310
- › Chrysler CS-11809 (2009)
- › Chrysler CS-11979
- › Chrysler PF-9326
- › Cummins 14269 (982022-026)
- › DaimlerChrysler DC-10615
- › DaimlerChrysler DC-10842
- › DaimlerChrysler PF-10541
- › DIN 72300-2
- › EN 300329
- › EN 300340
- › EN 300342-1
- › EN 301489-1
- › ...




VDS 200N - BATTERY SUPPLY SIMULATOR AND DC VOLTAGE SOURCE

The VDS 200N series is used to simulate the various battery supply waveforms recommended by international standards and by car manufacturer requirements. Especially the manufacturer requirements are an important area covered by the VDS 200N series as there is a large variety of requirements. Secondly, the VDS 200N series serve as powerful DC voltage supplies for the DUT during the tests with automotive transients. The VDS 200N series covers all three supply voltage categories. Their current capability ranges up to 200A depending on the model and your application.

HIGHLIGHTS

- › Voltage up to 60V
- › Current up to 200A (peak up to 1,000A)
- › Bipolar-amplifier models available
- › Low output impedance
- › Powerful DC voltage source
- › Pulses 4 and 2b (ISO 7637-2/ISO 16750-2)
- › Pre-programmed test routines to simulate various supply waveforms

APPLICATION AREAS

-  AUTOMOTIVE
-  TELECOM
-  MILITARY
-  AVIONICS

TECHNICAL DETAILS

MODEL OVERVIEW

AVAILABLE VDS 200N-MODELS	
VDS 200N10	Voltage Drop Simulator, 60V/10A
VDS 200N15	Voltage Drop Simulator, 60V/15A
VDS 200N30	Voltage Drop Simulator, 60V/30A
VDS 200N50	Voltage Drop Simulator, 60V/50A
VDS 200N100	Voltage Drop Simulator, 60V/100A
VDS 200N150	Voltage Drop Simulator, 60V/150A
VDS 200N200	Voltage Drop Simulator, 60V/200A

TECHNICAL DETAILS

VDS 200N10	
Output voltage	0V - 60V
Output current	0A - 10A, continuous
Peak current	15A
Frequency range	DC to 100kHz *)
Supply Voltage	115/230V
Dimensions	19"/6HU
Weight	app. 49kg

VDS 200N15	
Output voltage	0V - 60V
Output current	0A - 15A, continuous
Peak current	15A
Frequency range	DC to 100kHz *)
Supply voltage	115/230V
Dimensions	19"/6HU
Weight	app. 49kg

TECHNICAL DETAILS

VDS 200N30	
Output voltage	0V - 60V
Output current	0A - 30A, continuous
Peak current	70A for max. 500ms
Frequency range	DC to 100kHz *)
Supply voltage	230V (US-type 208V)
Dimensions	19"/9HU
Weight	app. 69kg

VDS 200N50	
Output voltage	0V - 60V
Output current	0A - 50A, continuous
Peak current	100A for max. 500ms
Frequency range	DC to 100kHz *)
Supply voltage	3x400V (US-type 3x208V)
Dimensions	19"/12HU
Weight	app. 114kg

VDS 200N100	
Output voltage	0V - 60V
Output current	0A - 100A, continuous
Peak current	150A for max. 500ms
Frequency range	DC to 100kHz *)
Supply voltage	3x400V (US-type 3x480V)
Dimensions	19"/ 16 HU, (rack)
Weight	app. 150kg

VDS 200N150	
Output voltage	0V - 60V
Output current	0A - 150A, continuous
Peak current	150A
Frequency	DC to 100kHz *)
Supply voltage	3x400V (US-type 3x480V)
Dimensions	19"/25HU, (rack)
Weight	app. 400kg

TECHNICAL DETAILS

TECHNICAL DETAILS

VDS 200N200	
Output voltage	0V - 60V
Output current	0A - 200A, continuous
Peak current	200A
Frequency range	DC to 100kHz *)
Supply voltage	3x400V (US-type 3x480V)
Dimensions	19"/34HU, (rack)
Weight	app. 450kg

COMMON DATA (ALL MODELS)

GENERAL	
Source impedance	Zi = <10mohm
Voltage deviation	<1V with resistive load (including inrush current) recovering 63% of its maximum excursion within 100us
Ripple voltage	Ur <0.2Vp-p, frequency min. 400Hz
Sinusoidal signal capability vs. Frequency *)	Vpp max. 16V up to 20kHz Vpp max. 10V up to 30kHz Vpp max. 6V up to 50kHz
*)	Vpp max. 3V up to 100kHz via Analog In, controlled by AutoWave/AMP 200Nx only
Fuses	Depending on VDS 200N model

TRIGGER	
Automatic	Automatic release of the events
Manual	Manual release of a single pulse
External	External release of a single pulse

COMMON DATA (ALL MODELS)

OUTPUT	
DUT Supply +/-	Safety laboratory or high current connectors
Ext. trigger	5-15V TTL; BNC connector
CRO Trigger	5V TTL-signal for oscilloscope

TEST ROUTINES FOR ARBITRARY WAVES	
DC source	Max. 60V; current depending on VDS 200N model
Functions	Sine Wave Sweep Sine Wave (Cranking) Clipped Load Dump Jump Start Extern GM 9105P Pulse 4 Drop and Jump pulse
Standard Test routines	ISO 7637, Pulses 2b and 4 ISO 16750-2 Jaso Test 1
Service	Service, Setup, Self test

INTERFACE	
Serial interfaxe	USB
Parallel interface	IEEE 488, addresses 1 - 30
Remote control	To connect an external signal generator (10kohm): 0-10V / 0-50kHz max. 0.5V(p-p) / 0-100kHz

OPTIONS	
AutoWave	Arbitrary generator for more complex test requirements
iso.control	Software to control the test, including standard library, test report facility and data conversion generator

COMPETENCE WHEREVER YOU ARE



CONTACT EM TEST DIRECTLY

Switzerland

AMETEK CTS GmbH › Sternenhofstraße 15 › 4153 Reinach › Switzerland
Phone +41 (0)61 204 41 11 › Fax +41 (0)61 204 41 00
Internet: www.ametek-cts.com › E-mail: sales.conducted.cts@ametek.com

Germany

AMETEK CTS Europe GmbH › Customer Care Center EMEA › Lünener Straße 211
› 59174 Kamen › Germany
Phone +49 (0) 2307 26070-0 › Fax +49 (0) 2307 17050
Internet: www.ametek-cts.com › E-mail: info.cts.de@ametek.com

Poland

AMETEK CTS Europe GmbH › Biuro w Polsce › ul. Twarda 44 › 00-831 Warsaw › Poland
Phone +48 (0) 518 643 12
Internet: www.ametek-cts.com › E-mail: Infopolska.cts@ametek.com

USA / Canada

AMETEK CTS US › 52 Mayfield Ave › Edison › NJ 08837 › USA
Phone +1 732 417 0501
Internet: www.ametek-cts.com › E-mail: usasales.cts@ametek.com

P.R. China

AMETEK Commercial Enterprise (Shanghai) Co. Ltd. › Beijing Branch › Western Section, 2nd floor › Jing Dong Fang Building (B10) › Chaoyang District › Beijing, China, 100015
Phone +86 10 8526 2111 › Fax +86 (0)10 82 67 62 38
Internet: www.ametek-cts.com › E-mail: chinasales@ametek.com

Republic of Korea

EM TEST Korea Limited › #405 › WooYeon Plaza › #986-8 › YoungDeok-dong › Giheung-gu › Yongin-si › Gyeonggi-do › Korea
Phone +82 (31) 216 8616 › Fax +82 (31) 216 8616
Internet: www.emtest.co.kr › E-mail: sales@emtest.co.kr

Singapore

AMETEK Singapore Pte. Ltd › No. 43 Changi South Avenue 2 › 04-01 Singapore 48164
Internet: www.ametek-cts.com › E-mail: singaporesales.cts@ametek.com

Great Britain

AMETEK GB › 5 Ashville Way › Molly Millars Lane › Wokingham › Berkshire RG41 2 PL › Great Britain
Phone +44 845 074 0660
Internet: www.ametek-cts.com

Information about scope of delivery, visual design and technical data correspond with the state of development at time of release. Subject to change without further notice.