

FlexScan® FS300 Quad OTDR

Be ready for anything with this all-in-one solution



Features

- Multimode and Single-mode OTDR, including PON test
- SmartAuto® 1-button automated testing for fast results
- Pocket-sized, weighs less than 1 pound, 12-hour battery
- LinkMap® color-coded icons for easy troubleshooting
- Integrated Source, Power Meter and VFL
- Robust reporting including Print-to-PDF

Applications

- OTDR and insertion loss test and reporting
- Fast, accurate Pt-to-Pt and PON verification and troubleshooting
- Locate faults exceeding industry or user pass/fail thresholds
- Visually pinpoint location of macrobends or breaks

AFL's FlexScan FS300 Quad OTDR is an all-in-one solution for detecting, identifying, locating and resolving single-mode and multimode optical network issues. It is designed for both novice and expert technicians working in a range of environments from data centers to fiber-to-the-home, as well as local and wide area networks. The FlexScan FS300 automates test setup, shortens test time and simplifies results interpretation, improving efficiency and reducing costs.

All-in-one test capability: The FlexScan FS300 includes an integrated VFL, power meter and light source. It can be easily paired to AFL's award-winning FOCIS family of inspection scopes for single-fiber and/or MPO and OptiTip® multifiber inspection, ensuring technicians have everything they need to locate and resolve optical network issues.

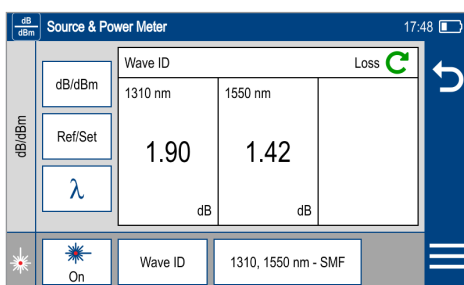
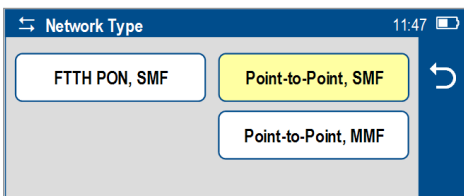
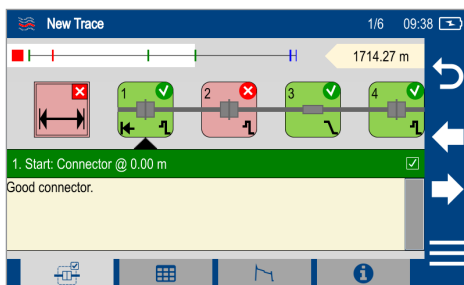
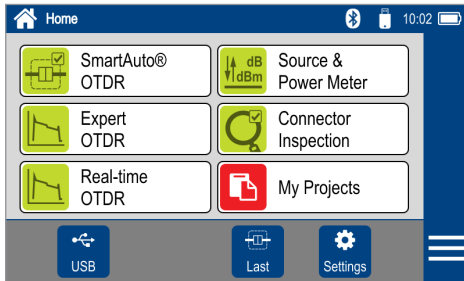
Performance-packed: With SmartAuto automated multi-pulse acquisition, 37 dB dynamic range and best-in-class dead zones, FlexScan Quad OTDRs test multimode and single-mode networks – including FTTH PONs and POLANs up to 1:64 split ratio – while still detecting and measuring events <2 meters apart.

User-friendly: The FS300 enables both expert and novice technicians to quickly and accurately detect, locate, identify and measure optical network components and faults. It applies industry-standard or user-set pass/fail criteria and displays results using LinkMap color-coded icons that immediately show the health of the network.

Pocket-sized: The FlexScan FS300's small form factor still delivers 12-hour battery operation plus a large, bright, indoor/outdoor, 5-inch 800 x 480 touchscreen display that doesn't need a stylus.

Multiple Reporting Options: Reports can be generated directly from the unit using Print-to-PDF feature or files can be transferred wirelessly or uploaded via USB to the included Windows® compatible TRM® 3.0 Test Results Manager software.

FlexScan® FS300 Quad OTDR



Dramatically Reduces Test Time

In SmartAuto mode, FlexScan OTDRs automatically analyze and test the network using a variety of network-optimized settings to precisely locate, characterize and identify network events with one button push. Loss and reflectance are measured for connectors, splices, splitters and macro-bends. FlexScan even checks for live fiber and verifies OTDR launch quality before initiating a test.

Simplifies Network Troubleshooting

LinkMap® color-coded icons enable even novice users to easily and accurately troubleshoot optical networks. LinkMap clearly identifies fiber start, end, connectors, splices, PON splitters, and macro-bends.

A LinkMap Summary provides end-to-end link length, loss and ORL. Loss and reflectance of detected events is compared to industry-standard or user-defined pass/fail thresholds and displayed with clear pass/fail indications. Users can instantly toggle between LinkMap and Trace views.

Multimode and Single-mode plus PON Testing in One OTDR

FlexScan Quad OTDRs are the ideal test tool for verifying and/or maintaining both single-mode and multimode networks. Unlike most Quad OTDRs, FS300 OTDRs test both point-to-point networks and FTTH PONs/Passive Optical LANs (POLANs).

Connectivity

FlexScan OTDRs easily pair with AFL's ward-winning FOCIS® family of connector inspection probes for fast, easy single-fiber and/or multi-fiber connector end-face inspection. Images and pass/fail results can be transferred to the FlexScan for display and/or archiving with OTDR results.

FlexScan results can be transferred wirelessly via the free FlexScan App to a smart device for real-time reporting using the included Windows-based TRM® 3.0 Test Results Manager software. Monitoring test results in real-time can detect mistakes while the tech is still in the field, preventing future truck rolls.

OTDR, OLTS, and VFL Testing with a Single Tool

FlexScan optionally includes a Wave ID optical light source (OLS) and optical power meter (OPM). With Wave ID, the OPM auto-synchronizes to a single or multi-wavelength Wave ID optical signal transmitted by an AFL light source. The OPM reports detected wavelengths and measures power and loss at each wavelength, saving significant test time and eliminating setup errors.

The integrated Visual Fault Locator's eye-safe red laser enables users to visually pinpoint the location of macro-bends and fiber breaks often found in splice closures and fiber cabinets.

FlexScan® FS300 Quad OTDR

Specifications^a

| OTDR | MULTIMODE | SINGLE-MODE |
|------------------------------------|---|--|
| Emitter Type | Laser | |
| Safety Class ^b | Class I | |
| Fiber Type | Multimode; compatible with OM1-OM5 | Single-mode; compatible with all G.65x |
| Wavelengths ^c | 850/1300 ±20 nm | 1310/1550 ±20 nm |
| Network Type | Point-to-point | Point-to-point & PON up to 1:64 |
| Connector Type | User-specified APC or UPC ferrule with interchangeable UCI adapters | |
| Dynamic Range ^d | ≥29/29 dB @ 850/1300 nm | ≥37/36 dB @ 1310/1550 nm |
| Event Dead Zone ^e | ≤0.8 m @ 850/1300 nm typical | ≤0.8 m @ 1310/1550 nm typical |
| Attenuation Dead Zone ^f | ≤3.0 m | ≤3.5 m |
| PON Dead Zone ^g | Not applicable | ≤25 m |
| Pulse Widths | 3, 5, 10, 20, 30, 50, 100, 200, 300, 500 ns; 1 μs | 3, 5, 10, 20, 30, 50, 100, 200, 300, 500 ns; 1, 2, 3, 5, 10, 20 μs |
| Range Settings | 250 m to 30 km | 250 m to 240 km |
| Data Points | Up to 300,000 | |
| Data Spacing | ≥5 cm to ≤16 m | |
| Group Index of Refraction | 1.3000 to 1.7000 | |
| Distance Uncertainty | ±(1 + 0.0025% x distance + data point spacing) m | |
| Linearity | ±0.03 dB/dB | |
| Loss Resolution | 0.001 dB | |
| Reflectance Range | 850 nm: -20 to -58 dB; 1300 nm: -20 to -63 dB | 1310/1550 nm: -20 to -65 dB |
| Reflectance Resolution | 0.01 dB | |
| Reflectance Accuracy | ±2 dB | |
| ORL Range | 20 to 60 dB | |
| ORL Resolution | 0.01 dB | |
| ORL Accuracy | ±2 dB over range 30 to 55 dB; ±4 dB over range 20-30 dB and 55-60 dB | |
| Trace File Format | .SOR, Telcordia SR-4731 Issue 2 | |
| OTDR Results Storage | Internal or external USB memory | |
| Internal Storage | Minimum 4 GB internal non-volatile memory (App SW + >5000 traces typical) | |
| Internal Launch Fiber | ≥30 m internal MM launch fiber | ≥50 m internal SM launch fiber |
| OTDR Modes | Supports SmartAuto, Expert, Real-Time for PON & point-to-point networks | |
| Real-time Refresh Rate | 1 to 4 Hz | |
| Live Fiber Protection | No OTDR damage when connected to live fiber delivering ≤ +18 dBm at wavelength(s) in range 825 to 1675 nm | |
| Live Fiber Detection | Reports live fiber with input signal ≥ -35 dBm for wavelength(s) in range 825 to 1675 nm | |

Notes:

- All specifications valid at 25 °C unless otherwise specified.
- FDA 21 CFR 1040.10 & 1040.11, IEC 60825-1: 2014.
- Measured with laser in CW mode at 23 °C ±3 °C.
- SNR=1, longest range and pulse width, 3 minute averaging.
- Maximum distance between two points 1.5 dB down each side of a reflective peak caused by an event with a -45 dB (or smaller) reflectance. Test pulse width is 3 or 5 ns.
- Maximum distance from the start of a trace spike caused by an event with a -45 dB (or smaller) reflectance, to the point where the trace returns to and stays within ±0.5 dB of backscatter. Test pulse width is 3 or 5 ns.
- Recovery to within 0.5 dB of backscatter after 1:16 splitter (≤13 dB loss) using 100 ns pulse width.

FlexScan® FS300 Quad OTDR

Specifications^a

| OPM - OPTICAL POWER METER (P1 Option) | |
|---------------------------------------|---|
| Calibrated Wavelengths | 850, 1300, 1310, 1490, 1550, 1625, 1650 nm |
| Detector Type | InGaAs PIN, 2 mm diameter |
| Measurement Range | +3 to -70 dBm (+3 to -65 dBm @ 850 nm) |
| Tone Auto-Detect | 270 Hz, 330 Hz, 1 kHz, 2 kHz |
| Tone Detect Range | +3 to -50 dBm @1300, 1310, 1550 nm; +3 to -40 dBm @850 nm; |
| Wave ID | Auto-synchronizes & measures 1, 2 or 3 wavelengths |
| Wave ID Range | +3 to -50 dBm @1300, 1310, 1550 nm; +3 to -40 dBm @850 nm |
| Accuracy | ±5% @ -10 dBm |
| Linearity | ±0.1 dB (-3 to -40 dBm); ±0.25 dB (-40 to -70 dBm) |
| Resolution | 0.01 dB |
| Measurement Units | Power in dBm, nW, µW, mW; Loss in dB |

| OLS - OPTICAL LIGHT SOURCE (P1 Option) | |
|--|--|
| Wavelengths | 850/1300/1310/1550 nm |
| Emitter Type | Laser |
| Safety Class | Class I ^b |
| Launch Condition | Controlled Launch at 850 nm (comparable to encircled flux on OM4 fiber) |
| Center λ (CW Mode) | ±20 nm |
| Spectral Width | 5 nm maximum (FWHM, CW Mode) |
| Internal Modulation | 270 Hz, 330 Hz, 1 kHz, 2 kHz, CW, Wave ID |
| SM Output Stability | Short-term ^c : ±0.1 dB; Long-term ^d : ±0.05 dB |
| MM Output Stability | Short-term ^e : ±0.20 dB; Long-term ^f : ±0.15 dB |
| Output Power | 1310/1550 nm: -7 dBm ±1.5 dB (CW, G.652.C/D) 1300 nm: -7 dBm ±1.5 dB (CW, 50 µm MMF) 850 nm: 0 dBm ±1.5 dB (CW, 50 µm MMF) |

| VFL - VISUAL FAULT LOCATOR | |
|----------------------------|---|
| Emitter Type | Laser, Class IIIa / Class 3R ^b |
| Wavelength | 635 nm ±10 nm |
| Output Power | 1.5 mW (~+2 dBm ±0.5 dB) into SMF-28 |
| Modes | CW and 1 Hz flashing |

Notes:

- All specifications valid at 25 °C unless otherwise specified.
- FDA 21 CFR 1040.10 and 1040.11, and IEC 60825-1:2014.
- Typical maximum deviation over 15 minutes after 15 minute warm-up.
- Typical maximum deviation over 8 hours after 1 hour warm-up.
- 15 minutes after 30 minutes warm-up.
- 8 hours after 1 hour warm-up.

| GENERAL | |
|-----------------------|--|
| Size (in boot) | 98 x 175 x 52.5 mm |
| Weight | 0.8 kg |
| Operating Temperature | -10 °C to +50 °C, 0 to 95% RH (non-condensing) |
| Storage Temperature | -30 °C to +70 °C, 0 to 95% RH (non-condensing, battery removed) -20 °C to +60 °C, 0 to 95% RH (non-condensing, battery installed) |
| Power | Rechargeable Lithium polymer battery; AC adapter |
| AC Adapter | 100-240 VAC, 50-60 Hz input; 5VDC, 2A output |
| Battery Life (OTDR) | ≥12 hours, Telcordia test conditions, 4 hours recharge |
| Display | 5-inch color LCD, 800 x 480 pixels, backlit |
| Shock and Vibration | GR-196-CORE, drop test, 0.75 m (30 in.), 6 planes |
| Dust Protection | GR-196-CORE, rubber dust caps for all ports |
| OTDR/OLS Ports | MM: UPC; SM: UPC or APC; includes tool-free, interchangeable SC adapters |
| OPM and VFL Ports | Universal, 2.5 mm adapter (SC, FC, ST); others available |
| USB Ports | USB host port; micro-USB function port |
| Bluetooth Interface | W1 option; compatible with Windows PC and Android |
| WiFi Interface | W1 option; compatible with IEEE 802.11 / WLAN |
| CE Safety | Compliant with EN61010-1 |
| CE EMI/RFI | EN55011, EN61326-1, GR-196-CORE 4.5.1 |
| RoHS | Compliant with RoHS directive 2011/65/EU |

Accessories and Connector Adapters

| DESCRIPTION | AFL NO. |
|---|-------------------|
| FlexScan wrist strap | 1400-05-0230PZ |
| FlexScan neck strap, 36" | 1400-05-0231PZ |
| Soft carry case for FlexScan, Fiber Ring, FOCIS Flex, OFI | 1400-01-0167PZ |
| Vehicle charger, 12 VDC to 5 VDC @ 2 A | 4050-00-0033MR |
| AC adapter 100-240 VAC to 5 VDC | 4050-00-0931PR |
| Replacement Li-Pol Battery Pack; 3.7 VDC, 6.8 AH | 3900-06-0001MR |
| Cable, USB-micro B, 5 pin, 6' | 6000-00-0031MR |
| 5V USB charging cable type A to barrel | 6000-00-0034PR |
| Bundle of 5V USB charging cable and 10K mAh external USB battery pack | 4050-01-0001PR |
| One-Clicks, fluid, wipes, etc. See www.AFLglobal.com | Cleaning Supplies |

| CONNECTOR ADAPTER | AFL NO. | | |
|-------------------|----------------|----------------|----------------|
| | OTDR/OLS PORT | OPM PORT | VFL PORT |
| FC | 2900-50-0002MR | 2900-52-0001MR | N/A |
| SC | 2900-50-0003MR | 2900-52-0002MR | N/A |
| ST | 2900-50-0004MR | 2900-52-0003MR | N/A |
| LC | 2900-50-0006MR | 2900-52-0004MR | N/A |
| SC/APC | 2900-50-0011MR | N/A | N/A |
| 2.5 mm Universal | N/A | 2900-52-0005MR | 2900-50-0007MR |
| 1.25 mm Universal | N/A | 2900-52-0006MR | 2900-50-0010MR |

FlexScan® FS300 Quad OTDR

FlexScan FS300 models are available in five kit configurations: Basic, PLUS, PRO, BIPM, and MPO. All kits include FS300 with AC charger, battery, carry strap, SC/2.5 mm connector adapters, TRM® 3.0, quick reference user guide, and carry case. FlexScans equipped with Bluetooth option (W1) support Bluetooth transfer of results via FlexScan App for remote reporting using TRM 3.0. The FlexScan App is available as a free download from Google play store.

Ordering Information

FS300-325 Basic, Plus, PRO, BIPM Kits Order Entry: **FS300-325-[KIT]-[Pn]-[Wn]-[C]-[CC]-[LNG]-[AC]-[SMFR]-[MMFR]-[TIP]**

FS300-325 MPO Kits (SMF and MMF) Order Entry: **FS300-325-[MKIT]-P1-[Wn]-[LNG]-[AC]-[MPOC]** where:

| [KIT] | FS300 FlexScan Kit Configuration |
|-------------|---|
| BAS | Basic kit with soft case, TRM 3.0 Basic, USB cable ^a |
| PLUS | PLUS kit adds 150 m SMF & MMF fiber rings and One-Click cleaner |
| PRO | PRO kit adds fiber rings, One-Click cleaner, FOCIS Flex with 2 tips |
| BIPM | BIPM Complete Kit adds OFI-BIPM to PRO Kit |

| [MKIT] | FS300-325 MPO KIT CONFIGURATION |
|-------------|--|
| SMPO | SMF MPO test kit; Includes SMF MPO switch, launch cables, carry case |
| MMPO | MMF MPO test kit; Includes MMF MPO switch, launch cables, carry case |

| [PN] | OPTICAL LIGHT SOURCE (OLS) and Optical Power Meter (OPM) |
|-----------|--|
| P0 | No OLS, no OPM |
| P1 | 850/1300 MM; 1310/1550 SM Source and Power Meter |

| [WN] | BLUETOOTH/WIFI CONFIGURATION |
|-----------|------------------------------|
| W0 | No Bluetooth or WiFi |
| W1 | Includes WiFi and Bluetooth |

| [C] | OTDR / SOURCE CONNECTOR TYPE |
|----------|------------------------------|
| A | APC (recommended) |
| U | UPC |

| [CC] | CARRY CASE OPTION |
|-----------|--|
| S1 | Standard Soft Case for FlexScan, Fiber Rings, FOCIS Flex, accessories (Basic, PLUS, PRO Kits only) |
| S2 | Large Soft Case for FlexScan, Fiber Rings, FOCIS Flex, OFI-BIPM, accessories (PLUS, PRO, BIPM Kits only) |
| H1 | Hard carry case (PLUS, PRO, BIPM Kits only) |

| [LNG] | Language |
|------------|---------------|
| ENG | English |
| CHS | Chinese Simp. |
| CHT | Chinese Trad. |
| CZE | Czech |
| DEU | German |
| DNK | Danish |

| [LNG] | Language |
|------------|-----------|
| FIN | Finnish |
| FRA | French |
| ITA | Italian |
| JPN | Japanese |
| KOR | Korean |
| NOR | Norwegian |

| [LNG] | Language |
|------------|------------|
| POL | Polish |
| POR | Portuguese |
| SPA | Spanish |
| TUR | Turkish |
| VNM | Vietnamese |

| [AC] | Destination Country | AC Plugs |
|-----------|---------------------|------------|
| US | USA | 2-pin, US |
| EU | European Union | 2-pin, EU |
| UK | United Kingdom | 3-pin, UK |
| CN | China, Australia | 2-pin, SAA |

| [FR1] | 150 m SMF Fiber Ring |
|-------------------|-----------------------|
| SC/SC | FR1-SM-150-SC-SC |
| SC/FC | FR1-SM-150-SC-FC |
| SC/LC | FR1-SM-150-SC-LC |
| SC/ST | FR1-SM-150-SC-ST |
| SC/ASC | FR1-SM-150-SC-ASC |
| SC/AFC | FR1-SM-150-SC-AFC |
| SC/ALC | FR1-SM-150-SC-ALC |
| LC/LC | FR1-SM-150-LC-LC |
| LC/ASC | FR1-SM-150-LC-ASC |
| LC/ALC | FR1-SM-150-LC-ALC |
| ASC/FC | FR1-SM-150-ASC-FC |
| ASC/ST | FR1-SM-150-ASC-ST |
| ASC/ASC | FR1-SM-150-ASC-ASC |
| ASC/AFC | FR1-SM-150-ASC-AFC |
| ASC/ALC | FR1-SM-150-ASC-ALC |
| ALC/ALC | FR1-SM-150-ALC-ALC |
| FC/FC | FR1-SM-150-FC-FC |
| FC/ST | FR1-SM-150-FC-ST |
| FC/LC | FR1-SM-150-FC-LC |
| FC/AFC | FR1-SM-150-FC-AFC |
| AFC/AFC | FR1-SM-150-AFC-AFC |
| ASC-AE2000 | FR1-SM-150-ASC-AE2000 |
| SC-E2000 | FR1-SM-150-SC-E2000 |
| Blank | N/A in Basic kits |

| [FR2] | 150 m OM1 (62.5 μm) |
|---------------|---------------------|
| SC/ST1 | FR1-M6-150-SC-ST |
| SC/SC1 | FR1-M6-150-SC-SC |
| ST/ST1 | FR1-M6-150-ST-ST |
| ST/LC1 | FR1-M6-150-ST-LC |
| SC/LC1 | FR1-M6-150-SC-LC |

| [FR2] | 150 m OM2 (50 μm) |
|---------------|-------------------|
| Blank | N/A in Basic kits |
| SC/ST2 | FR1-M5-150-SC-ST |
| SC/SC2 | FR1-M5-150-SC-SC |
| ST/ST2 | FR1-M5-150-ST-ST |
| ST/LC2 | FR1-M5-150-ST-LC |
| SC/LC2 | FR1-M5-150-SC-LC |

| [FR2] | 150 m OM3/4/5-compatible |
|---------------|--------------------------|
| SC/ST3 | FR1-OM3-150-SC-ST |
| SC/SC3 | FR1-OM3-150-SC-SC |
| ST/ST3 | FR1-OM3-150-ST-ST |
| ST/LC3 | FR1-OM3-150-ST-LC |
| SC/LC3 | FR1-OM3-150-SC-LC |

| [TIP] ^b | FOCIS Flex Tips & Cleaning (PRO only) |
|--------------------|---|
| Blank | Option not available in Basic and PLUS kits |
| SC | SC-UPC bulkhead tip, 2.5 mm UPC ferrule tip, 2.5 mm One-Click |
| FC | FC-UPC bulkhead tip, 2.5 mm UPC ferrule tip, 2.5 mm One-Click |
| LC | LC-UPC bulkhead tip, 1.25 mm UPC ferrule tip, 1.25 mm One-Click |
| ASC | SC-APC bulkhead tip, 2.5 mm APC ferrule tip, 2.5 mm One-Click |
| AFC | FC-APC bulkhead tip, 2.5 mm APC ferrule tip, 2.5 mm One-Click |
| ALC | LC-APC bulkhead tip, 1.25 mm APC ferrule tip, 1.25 mm One-Click |

| [MPOC] | MPO LAUNCH CABLE NETWORK CONNECTOR |
|----------|------------------------------------|
| F | Female (unpinned) |
| M | Male (pinned) |

Notes:

- Results can be transferred from FlexScan to TRM using USB cable, or performed wirelessly (W1 option) after downloading FlexScan App from Google play store.
- For additional FOCIS Flex adapter tips, see FOCIS Flex data sheet or Buyer's Guide.

FlexScan® FS300 Quad OTDR

Test Management and Reporting Software

| DESCRIPTION | AFL NO. |
|--|---------------|
| TRM 3.0 with Basic License (OTDR Trace/OLTS Viewer, Batch Editor and Reports), USB delivery (included with all FS300 kits) | TRM3-BASIC |
| TRM 3.0 upgrade from Basic to Advanced License, USB delivery | TRM3-UPGRADE |
| TRM 3.0 upgrade from Basic to Advanced License, email delivery | TRM3-UP-EMAIL |
| FlexScan App (Android Google play) | Free Download |

Recommended Products



FOCIS Flex and FOCIS Lightning (Multi-Fiber) Connector Inspection

- Self-contained, tether-free, hand-held inspection solution
- Auto-focus and auto-centering for fast, easy inspection
- IEC, IPC and user-defined pass/fail analysis
- FOCIS Lightning: extremely fast multi-fiber auto-analysis for datacom and telecom inspection applications



OFI-BIPM Optical Fiber Identifier

- World class signal sensitivity
- Trigger lock, positive stop for optimum detection
- Integrated optical power meter option

Qualifications

| CATEGORY | REGULATION/STANDARD | QUALIFICATION |
|---------------------|---------------------|---|
| CE Marking | EU | Compliant to relevant EU Directives on health, safety, and environmental protection, and certified with CE marking |
| Safety/EMC/EMI | IEC | Compliant to IEC 61010-1 for safety requirements for electrical equipment |
| | EN | Compliant to EN 61010-1 for safety requirements for electrical equipment |
| | IEC | Compliant to IEC 61326-1 for EMC requirements for electrical equipment |
| | EN | Compliant to EN 61326-1 for EMC requirements for electrical equipment |
| | EN | Compliant to EN 55011 for EMC requirements for industrial, scientific and medical equipment |
| | Telcordia | Compliant to GR-196-CORE 4.5.1 for requirements on electromagnetic interference |
| | FCC | Compliant to code of federal regulations FCC 47 CFR 15 on unlicensed transmissions |
| | FDA | Compliant to code of federal regulations FDA 21 CFR 1040.10 and 1040.11 on laser products |
| Test Method | IEC | Compliant to IEC 60825-1 for safety of laser products |
| | EU | Compliant to EU regulations Directive 2011/65/EU (RoHS 2) and Directive 2015/863 (RoHS 3) |
| | TIA | Compliant to TIA-568.3-D for test and measurement requirements for premises optical fiber cabling and components |
| | IEC | Compliant to IEC 11801 for test and measurement requirements for optical fiber cabling for use within premises |
| | EN | Compliant to EN 50173 for test and measurement requirements for optical fiber cabling for use within premises |
| | AS/NZS | Compliant to AS/NZS 3080 for test and measurement requirements for optical fiber cabling for use within premises |
| | TIA | Compliant to TIA-526-7 for test procedures for installed optical fiber cable plant |
| | TIA | Compliant to TIA-526-14 for test procedures for installed optical fiber cable plant |
| | IEC | Compliant to IEC 14763-3 for systems and methods for the inspection and testing of installed optical fiber cabling |
| | AS/NZS | Compliant to AS/NZS 14763.3 for systems and methods for the inspection and testing of installed optical fiber cabling |
| Generic Requirement | IEC | Compliant to IEC 61280-4-1 for test procedures for installed optical fiber cable plant |
| | IEC | Compliant to IEC 61280-4-2 for test procedures for installed optical fiber cable plant |
| | Telcordia | Compliant to GR-196-CORE for generic requirements for OTDR-type equipment |
| | Telcordia | Compliant to SR-4731 Issue 2 for OTDR data format |
| | IEC | Compliant to IEC 61746-1 for requirements on calibration of OTDR |

Contact Sales@AFLglobal.com to schedule a demonstration or learn how to buy.

Visit www.AFLglobal.com/Test to learn more about FlexScan FS300 OTDR.

International Sales and Service Contact Information available at www.AFLglobal.com/Test/Contacts